



West Berry  
Federation

# Key Stage 2 SATs

## (Year 6)

Streams today, oceans tomorrow...

respect

confidence

compassion

truth

curiosity

courage

endurance



# Key Stage 1 Tests

The last statutory test our Year 6 children took was when they were in Year 2 (end of Key Stage 1).

They were given a level:

**Emerging** - working towards age related

**Expected** - working at at age related level

**Exceeding** - Working above

These are the levels your children will be given at the end of Year 6 based on their SATS papers.

# Scaled Scores

How are the tests are marked?

What is meant by 'scaled scores'?

Each pupil's raw test score (scores added together from each paper) will be converted into a score on the scale, either at, above or below 100.

Using the scaled score, the lowest a child can score is 80, with the highest being 120.

80 = WT

100 = the 'national standard'.

Close to 120 = G.D.

We will not know how many marks are needed to get 100 until after they have been marked externally.

In July, each pupil receives:

- a raw score (number of raw marks awarded);
- a scaled score in each tested subject;
- confirmation of whether or not they attained the national standard.

chapter  
menu

next  
page

# The Tests

Key Stage 2 SATs take place nationally in the same week. *These dates can be found on our Parent Calendar on the website or on the Government website.*

**Statutory tests** will be administered in the following subjects:

- o Punctuation, Vocabulary and Grammar (45 minutes)
- o Spelling (15 minutes)
- o Reading (60 minutes)
- o Mathematics
  - Paper 1: Arithmetic (30 minutes)
  - Paper 2: Reasoning (40 minutes)
  - Paper 3: Reasoning (40 minutes)

*Readers can be used if a child's reading ability is below the national standard. Tests with readers will be done in the little room so as not to disturb the others.*

- All tests are externally marked.
- Writing is teacher assessed.

chapter  
menu

next  
page

# Reading

- The reading test consists of a single test paper with three unrelated reading texts. Children are given 60 minutes in total, which includes **reading** the texts and **answering** approx 40 questions.
- A total of 50 marks are available.
- Questions are designed to assess the comprehension and understanding of a child's reading.
- During the reading paper, a child's inference and deduction skills are thoroughly tested. They will also be expected to answer questions on authorial choices: explaining why an author has chosen to use particular vocabulary, grammar and text features.
- Some questions are multiple choice or selected response; others require short answers and some require an extended response or explanation.

chapter  
menu

next  
page

# Sample Questions

## Reading Paper

27

Look at the paragraph beginning: *One of the victims...*

What does the word *invaders* suggest about the humans arriving on Mauritius?

---

---

1 mark

chapter  
menu

next  
page

# Sample Questions

## Reading Paper

15

(a) What evidence is there of Martine being stubborn in the way she behaved with her grandmother?

Give **two** points.

1. \_\_\_\_\_

\_\_\_\_\_

2. \_\_\_\_\_

\_\_\_\_\_

2 marks

chapter  
menu

next  
page

# Sample Questions

## Reading Paper

38

Look at page 10.

What impressions do you get of Em Sharp at this point in the extract?

Give **two** impressions, using evidence from the text to support your answer.

Impression	Evidence

3 marks

chapter  
menu

next  
page



# Grammar, Punctuation & Spelling

- A spelling test is administered containing 20 words, which lasts approximately 15 minutes.
- A separate test is given on grammar, punctuation and vocabulary.
- This test lasts for 45 minutes and requires short answer questions including some multiple choice. There are approx 50 questions.
- Marks for these two tests are added together to give a total for grammar, punctuation and spelling.

chapter  
menu

next  
page

# Sample Questions

## Grammar, Punctuation and Spelling Paper 1

40

Tick one box in each row to show whether the sentence is written in the **active voice** or the **passive voice**.

Sentence	Active	Passive
Otters live in clean rivers.		
Fish are eaten by otters.		
Usually, otters are playful creatures.		

chapter  
menu

next  
page

# Sample Questions

## Grammar, Punctuation and Spelling Paper 1

44

Which verb completes the sentence so that it uses the **subjunctive form**?

I wish I \_\_\_\_\_ able to join you, but it will not be possible.

Tick **one**.

am

was

were

be

chapter  
menu

next  
page

# Mathematics


- Children will sit three tests: paper 1, paper 2 and paper 3.
- Paper 1 (arithmetic) 36 questions in 30 minutes. ( calculation methods for all operations, including use of fractions, percentages and decimals.) \* Important Paper\*
- Questions gradually increase in difficulty. Not all children will be expected to access some of the more difficult questions later in the paper.
- Papers 2 and 3 ( Reasoning and Problem Solving) Approx 21-23 questions in 40 mins.
- Pupils will still require calculation skills but will need to answer questions in context and decide what is required to find a solution.


chapter  
menu

next  
page

# Sample Questions

## Maths Paper 1: Arithmetic

<b>14</b>	$3.005 + 6.12 =$	<input type="checkbox"/>
		

<b>32</b>	$43\overline{)1118}$	<input type="checkbox"/>
		

chapter  
menu

next  
page

# Sample Questions


## Maths Paper 2 / Paper 3 : Reasoning

9

6 pencils cost £1.68

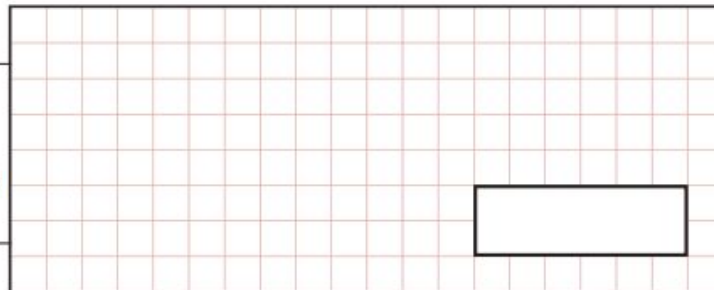


3 pencils and 1 rubber cost £1.09



What is the cost of 1 rubber?

Show  
your  
method



2 marks

chapter  
menu

next  
page

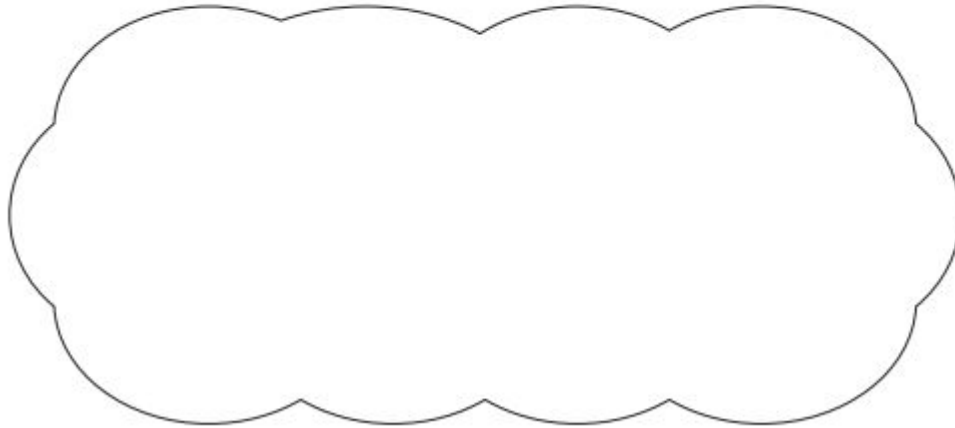
# Sample Questions

## Maths Paper 2 / Paper 3 : Reasoning

21

$$5,542 \div 17 = 326$$

Explain how you can use this fact to find the answer to  $18 \times 326$



          
1 mark

chapter  
menu

next  
page

# How to Help Your Child

- Your child may experience a roller-coaster of emotions.
- First and foremost, support and reassure your child that there is nothing to worry about and they should always just try their best. Praise and encourage!
- Ensure your child has the best possible attendance at school.
- Support your child with any homework tasks, including grammar card terminology, practise papers and CGP books. Practise at home promotes confidence.
- Reading, spelling and arithmetic (e.g. times tables) are always good to practise.
- Talk to your child about what they have learnt at school and what book(s) they are reading (the character, the plot, their opinion).
- Make sure your child takes exercise, has a good sleep and healthy breakfast every morning!

chapter  
menu

next  
page



**Any further questions please  
speak to your child's class  
teacher.**

